


SLINGSHOT

 **ONE-LOCK™**

DIFFERENT BY DESIGN



“Different by design” isn’t just a tagline—it’s our philosophy. This approach drives us to innovate, and now, you’re witnessing the results of that effort. How do we design differently? How do we revolutionize the sport to benefit the consumer—both on and off the water? How do we help retailers understand and sell our products? And ultimately, how do we keep the excitement for the sport alive?

The One-Lock™ connection system is the centerpiece of the new Slingshot Foil, marking a new era of convenience and performance on the water. What you’ll discover in the following pages is a truly break through invention that will change the sport forever.”

// JEFF LOGOSZ, CO-FOUNDER AND CEO

“invention
that will
change
the sport
forever”

TABLE OF CONTENTS

CATEGORIES

WHAT IS ONE-LOCK™	7
MASTS	11
GLIDE FRONT WINGS	21
EASE FRONT WINGS.....	25
KITE FRONT WINGS	28
STABILIZERS	33
PACKAGES	39





THIS IS ONE-LOCK™

THE FUTURE OF HYDROFOILING



ONE PLATFORM
ZERO SCREWS



SLINGSHOT

**WHAT IS
ONE-LOCK™**



One-Lock™ is engineered for simplicity, using just three components for a straightforward setup. Assembly takes only seconds, thanks to our Latch and Intra-Locking system, which ensures a secure and stiff platform.



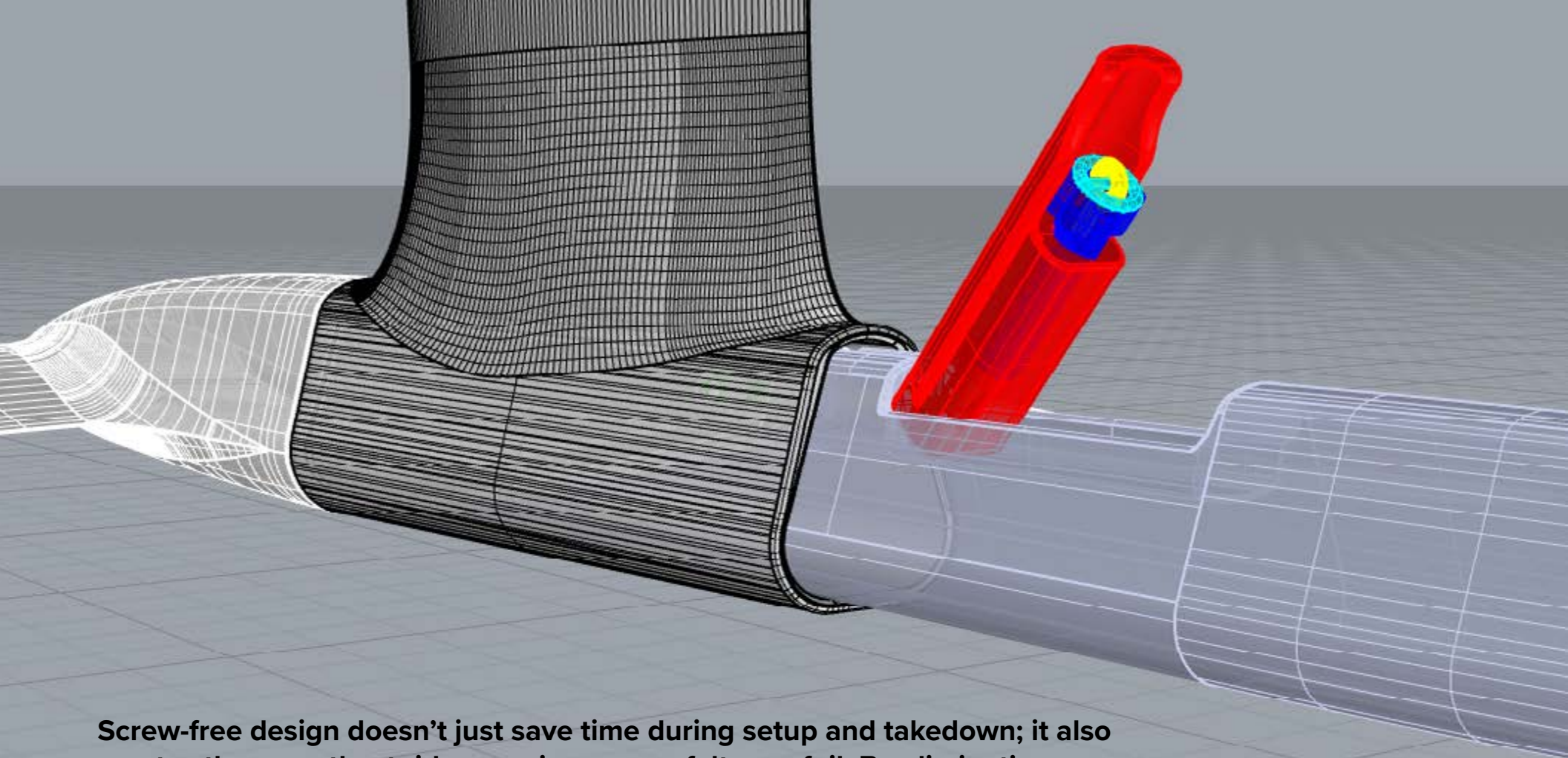
One-Lock™ eliminates the need for screws by using tension force and the highest-grade Dyneema® line, addressing common issues associated with traditional screw-based systems.



The One-Lock™ platform is built with our strongest layups, making it one of the most durable and rigid systems on the market. The combination of these materials and the innovative connection system ensures unmatched strength and stiffness.



One-Lock™ is a sport altering new technology that will revolutionize the hydrofoil market. By starting from scratch for the first time since the invention of the wind sports hydrofoil, this innovative, screw free foil cuts out the many problems and time wasting set up of todays hydrofoils.



Screw-free design doesn't just save time during setup and takedown; it also creates the smoothest ride experience ever felt on a foil. By eliminating all screws beneath the water's surface, we've removed drag entirely, outperforming 100% of the competition.

The One-Lock™ foil platform isn't just engineered for quick assembly and reduced drag—it's built to withstand the harshest elements. Unlike traditional foils that loosen and deteriorate from exposure to sun, salt, sand, and daily wear, One-Lock™ remains resilient. The system's intra-locking mechanism expands into the collar at the mast foot. Thanks to its angled geometry and adjustable latch, the connection only becomes more secure over time.



NO SCREWS



NO STRIPPING



NO TOOLS



NO DRAG



NO CORROSION



LIGHT

SLINGSHOT

MASTS

SKU 1250481

ONE-LOCK™ HM CARBON MAST

HIGH MODULUS CARBON / STIFF / HIGH END

THE DESIGN DIFFERENCE

The One-Lock HM Carbon Mast is among the stiffest on the market, offering exceptional rigidity in both longitudinal bending and torsion. Constructed with High Modulus Carbon and a hollow core, the design optimizes carbon placement for maximum strength and stiffness. The mast's chord tapers from 118mm at the foot to 145mm at the base, achieving a perfect balance between efficiency and stiffness. This combination delivers the most direct and precise feedback in the industry. At the mast's foot, our optimized One-Lock collar enhances efficiency and minimizes drag by ensuring smooth water flow from the front wing to the stabilizer, all while holding true to our durability standards. The mast also includes our RTS foil board mounting kit, which dramatically simplifies setup. Once the mast's position is set, you can fully assemble and disassemble your foil in under 30 seconds, without the need for tools.


WHO IT'S FOR

The HM Carbon Mast line is designed for those who prioritize stiffness above all else. Just as stiff suspension enhances the responsiveness of a sports car, this mast delivers unparalleled direct feedback on the water, allowing for quicker reactions and greater control. Riders seeking this level of precision will find the One-Lock HM Mast exceeds their expectations by improving their carving, tacking, speed, and glide.

Package Includes

One-Lock HM Carbon Mast, Protective Cover, RTS kit

Length (cm)	Weight (kg)	Mounting Options
72	1.72	Flush Mount: Use 25mm T30 Torx hardware and T-Nuts (installed on mast).
82	1.92	T-Lock Mount: Use (4) T-Locks and T-Nuts.
92	2.05	RTS Mount:* Use RTS hardware and (2) T-Locks.



*Please note that due to variations in board production styles and techniques slingshot cannot guarantee RTS compatibility with all makes and models of foil boards on the market.

HIGH MODULUS SLINGSHOT STIFF CONSTRUCTION

The High Modulus Carbon Mast line is constructed as a single-piece monobloc using High Modulus carbon pre-preg, molded and cured in one process. Our skeletal structure enhances rigidity and control while riding. The carbon fibers are layered at 0° lengthwise to optimize bending stiffness and at 45° to improve torsional stiffness. This specific layup provides the ideal balance between bending and torsional rigidity, ensuring control and comfort in all conditions and at high speeds.

SKU 1250480

ONE-LOCK™ CARBON MAST

CARBON / LIGHT / MODULAR

THE DESIGN DIFFERENCE

The One-Lock Carbon Mast is the stiffest standard carbon mast we’ve ever made. Constructed with Mid-High Modulus Carbon and a hollow core, the design optimizes carbon placement for maximum strength and stiffness. The mast’s chord tapers from 118mm at the foot to 145mm at the base, achieving a perfect balance between efficiency and stiffness. This combination delivers direct and precise feedback. At the mast’s foot, our optimized One-Lock collar enhances efficiency and minimizes drag by ensuring smooth water flow from the front wing to the stabilizer, all while holding true to our durability standards. The mast also includes our RTS foil board mounting kit, which dramatically simplifies setup. Once the mast’s position is set, you can fully assemble and disassemble your foil in under 30 seconds, without the need for tools.


WHO IT’S FOR

The Carbon Mast Line is designed for riders looking to elevate performance and stiffness beyond the One-Lock Aluminum Mast line. The added stiffness provides increased confidence and control, making it easier to progress to more advanced maneuvers. As riders become comfortable with the aluminum mast, upgrading to the carbon mast will enhance glide through a more efficient profile. Available in three lengths, it offers customizable setup options to meet your specific foiling needs.

Package Includes

One-Lock Carbon Mast, Protective Cover, RTS kit

Length (cm)	Weight (kg)	Mounting Options
72	1.72	Flush Mount: Use 25mm T30 Torx hardware and T-Nuts (installed on mast).
82	1.92	T-Lock Mount: Use (4) T-Locks and T-Nuts.
92	2.05	RTS Mount:* Use RTS hardware and (2) T-Locks.



*Please note that due to variations in board production styles and techniques slingshot cannot guarantee RTS compatibility with all makes and models of foil boards on the market.



TAPERED DESIGN

The Carbon Mast line features a tapered cord and collar, allowing for increased stiffness while maintaining a low surface area in the water. The higher you ride, the more exponentially your drag decreases.

SKU 1250480

ONE-LOCK™ CARBON MASTS

CARBON / LIGHT / MODULAR



Multi-Hole Top Plate

All of our masts feature a multi-hole top plate with slits that allows riders to slide their bolts onto the mast without aligning T-nuts. This top plate is engineered to fit our RTS kit, enabling setup of the foil in under 15 seconds. Simply slide the front sleds under the anchors mounted on your board, use the preload to pull the mast snugly down, and tighten the Slingshot T-locks on the back of the top plate. The preload ensures the mast stays securely in place.

Internal Connection

Our Carbon Mast line now features an internal connection, ensuring that all seams between the front and rear wings do not come in contact with water flow. This design reduces vibration and enhances glide.

Hand Finished

All of our masts are hand-finished to precisely tune the flow of water off the trailing edge. This meticulous process results in a more efficient foil and a smoother ride on the water.

SKU 1250482

ONE-LOCK™ ALUMINUM MAST

LIGHT / PREDICTABLE / AFFORDABLE

THE DESIGN DIFFERENCE

The One-Lock Aluminum Mast is the lightest aluminum mast on the market. Constructed with 6061 grade aluminum, the design optimizes aluminum placement for maximum weight savings and stiffness. The mast's chord sits at 118mm, achieving a perfect balance between efficiency, stiffness and weight. This combination delivers direct and precise feedback. At the mast's foot, our optimized One-Lock collar enhances efficiency and minimizes drag by ensuring smooth water flow from the front wing to the stabilizer, all while holding true to our durability standards. The mast also includes our RTS foil board mounting kit, which dramatically simplifies setup. Once the mast's position is set, you can fully assemble and disassemble your foil in under 30 seconds, without the need for tools.


WHO IT'S FOR

The Aluminum Mast is perfect for riders seeking an affordable entry into the One-Lock system. It offers excellent control and responsiveness without the higher cost of carbon. The wide range of sizes makes it easier to have multiple mast lengths for different needs.

Package Includes

One-Lock Aluminum Mast, Protective Cover, RTS kit

Length (cm)	Weight (kg)	Mounting Options
52	1.48	Flush Mount: Use 25mm T30 Torx hardware and T-Nuts (installed on mast).
62	1.66	T-Lock Mount: Use (4) T-Locks and T-Nuts.
72	1.85	RTS Mount:* Use RTS hardware and (2) T-Locks.
82	2	
92	2.15	



*Please note that due to variations in board production styles and techniques slingshot cannot guarantee RTS compatibility with all makes and models of foil boards on the market.

ANODIZED SURFACE

Our Aluminum Mast is anodized to smooth the surface and prevent corrosion, eliminating concerns about rust and humming masts.



SKU 1250482

ONE-LOCK™ ALUMINUM MAST

LIGHT / PREDICTABLE / AFFORDABLE



Multi-Hole Top Plate

All of our masts feature a multi-hole top plate with slits that allows riders to slide their bolts onto the mast without aligning T-nuts. This top plate is engineered to fit our RTS kit, enabling setup of the foil in under 15 seconds. Simply slide the front sleds under the anchors mounted on your board, use the preload to pull the mast snugly down, and tighten the Slingshot T-locks on the back of the top plate. The preload ensures the mast stays securely in place.

Internal Connection

Our Aluminum Mast line now features an internal connection, ensuring that all seams between the front and rear wings do not come in contact with water flow. This design reduces vibration and enhances glide.

Speed Range Optimized Profile

Our Aluminum Mast utilizes the same profile as our Carbon Masts. For the aluminum version, we increased the overall thickness to enhance stiffness without adding weight. Additionally, we eliminated screws from the pedestal and mast foot, optimizing the construction for strength and preventing corrosion and seized screws. This design change also allowed us to place aluminum in the optimal locations, maximizing the strength and stiffness-to-weight ratio.

Extruded Potted Collar

The Aluminum Mast line features an extruded collar that enhances the feel of the foil by keeping drag low. With no screws holding the collar in place, drag is further minimized. Instead of screws, the collar is potted onto the bottom of the extruded aluminum mast, providing unparalleled response.

Construction

The Aluminum Mast line is constructed with extruded 6061-grade aluminum, keeping weight low while maintaining high stiffness. This aluminum grade also offers natural resistance to corrosion.

SKU 1250402001

RTS KIT

INCLUDED WITH ALL MASTS
TOOLESS / FAST / STRONG

THE DESIGN DIFFERENCE

The RTS Kit streamlines and simplifies your foil to board connection. With integrated board track anchors and T-lock hardware, we've eliminated the need for tools entirely. Once you've set your desired position on the board, you can disassemble your foil in under twenty seconds.

WHO IT'S FOR

The RTS is designed for riders who want to minimize setup time on the beach and maximize their time on the water. Instead of wasting time trying to remember where your foil goes on your board and waiting to borrow your freinds tool, RTS makes it quick and easy to get your foil mounted in the correct spot in seconds.

Anchors: The RTS Kit includes anchors that mount to the tracks on your foil board, ensuring your foil stays securely in the same position every time you ride. This setup makes installation and removal quick and simple, all without the need for tools.

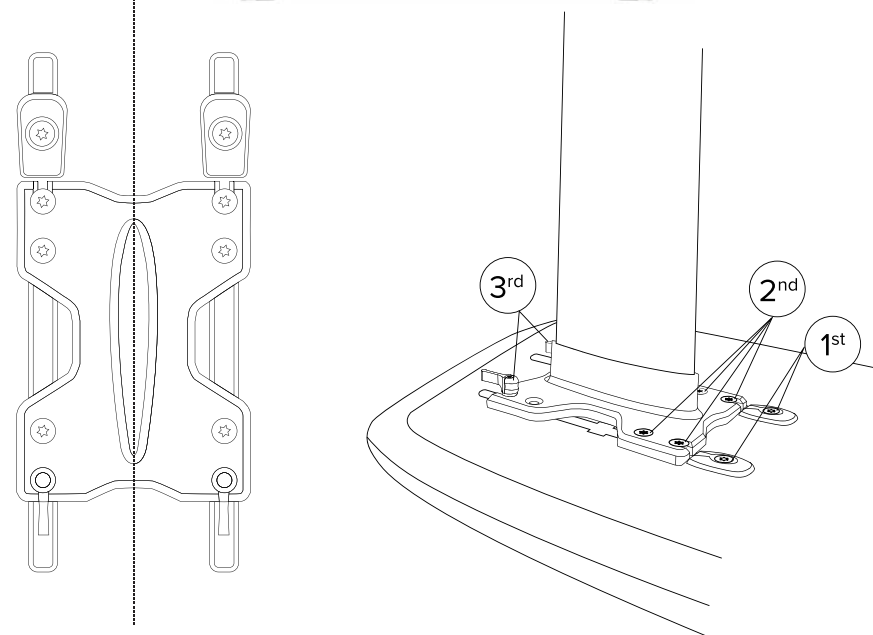
Sleds: The sleds included in your RTS Kit are designed to be mounted to the hydrofoil top plate. Once mounted, these sleds slide under the anchors to securely lock in the front of the foil.

Slingshot T-Locks: The Slingshot T-locks, included in your RTS Kit, are used at the back of the top plate to secure it in place once the front is locked into the anchors mounted on your board.

Bolt Set: The RTS Kit includes four M6 x 25mm Torx drive bolts and four M6 track nuts, allowing you to mount your foil using the traditional method if needed. You can use the provided Torx tool to secure your foil in place.

Package Includes

X2 SLED, X2 GRIP, X4 M6 x 25mm Torx Drive Bolt, X2 M6 x 20mm Torx Drive Bolt, X4 M6 Track Nut, X4 T-Lock, Torx Drive Tool



SLINGSHOT

FRONT WINGS
GLIDE

SKU 1250491

ONE-LOCK™ GLIDE FRONT WING

LIFT / GLIDE / CARVE

THE DESIGN DIFFERENCE

The One-Lock Glide Front Wing is the most efficient front wing in the One-Lock line. Through utilizing a medium-high aspect ratio, we found the most forgiving and playful front wing shape yet. The medium high camber profile excels in low end lift, allowing smaller wings to get up at slower speeds. When accelerating to faster speeds, the wing tip twist prevents the foil from gaining lift. This means there is no increase in front foot pressure when pushing the foil to the extremes.


WHO IT'S FOR

The Glide line of front wings is designed for riders seeking the best all-around wing for their second foil purchase. With a balance of lift, maneuverability, and consistent foot pressure, this wing allows riders to quickly adapt and gain confidence. The trust built in the foil's feel accelerates progression, enabling riders to ride faster and with greater control.

Package Includes

One-Lock Glide Front Wing, Protective Cover, Replacement One-lock Latch kit

Surface Area (cm²)	Span (mm)	Aspect Ratio	Weight (kg)
725	799	8.9	1.04
925	899	8.8	1.14
1125	999	8.9	1.24
1325	1099	8.9	1.34



A close-up, high-angle shot of a black carbon fiber wing, likely for a hydrofoil, resting on a dark, wet cobblestone surface. The wing features white curved graphics near the leading edge. The background shows the texture of the cobblestones and the reflection of the wing.

MEDIUM-HIGH CAMBER PROFILE

A Medium-High Camber Profile was used on this front wing to boost low-end lift in a compact surface area. This design allows the rider to use a smaller wing, resulting in a more nimble and agile foil that's still easy to control across a wide range of wind conditions.



SLINGSHOT STIFF CONSTRUCTION

The Glide front wing series is constructed with a blend of high and mid modulus carbon, creating a stiff, high-performance wing. The carbon layers are strategically positioned at 0° along the span to maximize stiffness and at 45° to prevent wing twist. Additionally, an internal stringer has been incorporated to further enhance the wing's stiffness.

SLINGSHOT

**FRONT WINGS
EASE**

SKU 1250490

ONE-LOCK™ EASE FRONT WING

EASY / PREDICTABLE / CONFIDENT

THE DESIGN DIFFERENCE

The One-Lock Ease Front Wing is the most user-friendly option in our One-Lock system. Designed with a forward maximum thickness and medium camber, it offers excellent low-end performance and a forgiving stall point. Our Center Focused Lift concept ensures that lift remains directly under your feet, maintaining stability until the very last moment. This allows riders to stay on foil, even when making mistakes or when the wave’s energy diminishes. If, on the rare occasion that the rider is to hit the front wing, our downturned wing tips offer a much more blunt hit than other sharper wing tips in the market.

WHO IT’S FOR

The Ease line of front wings is designed for riders seeking an entry-level foil that will support them through turns, foot swaps, pumping, and tacks. Built to grow with you, the Ease line of wings in the One-Lock series provides the confidence to advance your riding skills without sacrificing stability and control.

Package Includes

One-Lock Ease Front Wing, Protective Cover, Replacement One-lock Latch kit

Surface Area (cm²)	Span (mm)	Aspect Ratio	Weight (kg)
1250	817	5.3	1.36
1550	866	4.8	1.7
1850	990	5.4	2.14
2250	1090	5.3	2.5





FORGIVING MEDIUM CAMBER PROFILE

Our Ease series of front wings features a forgiving medium camber profile with maximum thickness and camber positioned far forward. This design results in a very low stall speed, making the wing more forgiving and easier to ride.

SLINGSHOT

FRONT WINGS
KITE

SKU 1250492007

ONE-LOCK™ KITE FRONT WING 755

FAST / MANUEVERABLE / PLAYFUL

THE DESIGN DIFFERENCE


The One-Lock Kite Front Wing 755 was designed in collaboration with Fred Hope. It's fast, responsive, and incredibly agile, allowing for quicker direction changes than any other wing on the market. This wing excels in both high-end speed and maneuverability, ensuring you never have to compromise between the two. Its high-speed profile allows for effortless direction changes whether you're cruising at 15 or 30 mph. The downturn wing tip twist also ensures that body position and foot pressure do not need to change while accelerating or decelerating.

WHO IT'S FOR

The Kite 755 Front Wing is designed for riders aspiring to perform at Fred Hope's level. With its higher top-end speed, enhanced maneuverability, and immediate responsiveness, this wing allows riders to become one with their foil. While it may not suit everyone, those who master the 755 will feel that other front wings will feel sluggish in comparison.

Package Includes

One-Lock Kite Front Wing 755, Protective Cover, Replacement One-lock Latch kit

Surface Area (cm²) 755**Span (mm)** 657**Aspect Ratio** 5.7**Weight (kg)** 0.78

SKU 1250492008

ONE-LOCK™ KITE FRONT WING 855

SMOOTH / MANUEVERABLE / PLAYFUL

THE DESIGN DIFFERENCE

The One-Lock Kite Front Wing 855 was designed to bridge the gap between the 755 and 1255. Offering low-end stability similar to the 1255 while incorporating the high-end speed of the 755, this wing creates a versatile option that many riders will never outgrow. The precision-tuned wingtips with a downturn twist ensure consistent lift at any speed, so riders won't need to adjust their weight placement when accelerating or decelerating.

WHO IT'S FOR

The Kite 855 Front Wing is designed for riders who have outgrown their beginner or intermediate kitefoil setup. With its higher top-end speed, enhanced maneuverability, and immediate responsiveness, this wing allows riders to fine-tune their foil and explore a wider range of speeds.

Package Includes

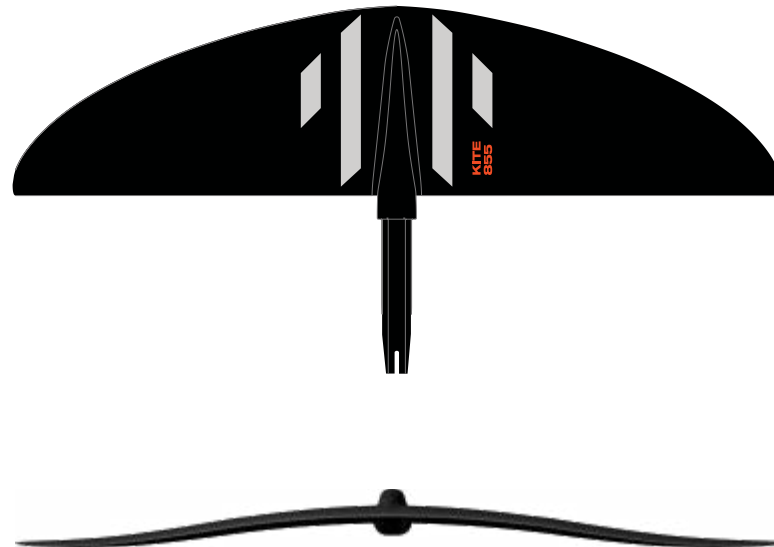
One-Lock Kite Front Wing 855, Protective Cover, Replacement One-lock Latch kit

Surface Area (cm²) 855

Span (mm) 684

Aspect Ratio 5.5

Weight (kg) 1.02



SKU 1250492012

ONE-LOCK™ KITE FRONT WING 1255

STABLE / PREDICATABLE / CONFIDENT

THE DESIGN DIFFERENCE

The One-Lock Kite Front Wing 1255 is a redesigned version of the world renowned 633, that now offers improved water flow efficiency without sacrificing stability. As our most user-friendly kitefoil option in the One-Lock system, the 1255 delivers excellent low-end performance and a forgiving stall point. Its forward maximum thickness and medium camber profile, combined with our Center Focused Lift concept, ensure that lift stays under your feet, preventing unwanted rollovers and helping to maintain control.

WHO IT'S FOR

The Kite 1255 Front Wing is for riders looking for an entry level kite foil that will take them through turning, foot swaps, pumping, and tacks. Made to grow with you, the 1255 in the One-Lock series gives the rider the confidence to push their level of riding without loss of stability and control.

Package Includes


One-Lock Kite Front Wing 1255, Protective Cover, Replacement One-lock Latch kit

Surface Area (cm²) 1255

Span (mm) 715

Aspect Ratio 4.1

Weight (kg) 1.48



ONE-LOCK™ FRONT WING FEATURES



One-Lock™ Latch

Our front wings come with a preinstalled One-Lock™ latch to secure the front and rear wings inside the collar on the bottom of the mast. Each wing includes an additional replacement One-Lock™ latch.

Fillets

Our wings incorporate fillets to increase their overall strength. These fillets also help minimize drag, resulting in a more efficient performance.

Slingshot Stiff Construction

The wings are constructed with a blend of high and mid modulus carbon, creating a stiff, high-performance wing. The carbon layers are strategically positioned at 0° along the span to maximize stiffness and at 45° to prevent wing twist. Additionally, an internal stringer has been incorporated to further enhance the wing's stiffness.

Monobloc Front Wing

The front part of our fuselage section is now molded into the front wing using a Carbon Arc Layup, reducing drag and creating a stronger connection for increased responsiveness. The construction of the fuselage section is consistent across the One-Lock line, further ensuring reliable control and performance while enhancing the direct feedback from the front wing.

Hand Finished

All of our front wings are hand-finished to precisely tune the flow of water off the trailing edge and tips. This meticulous process results in a more efficient foil and a smoother ride on the water.

Forgiving Medium Camber Profile

Our Kite 1255 Front Wing features a forgiving medium camber profile with maximum thickness and camber positioned far forward. This design results in a very low stall speed, making the wing more forgiving and easier to ride.

High Speed Profile

Our Kite 755 features a high-speed profile that keeps the front wing loose in the water. Whether at high or low speeds, the 755 responds quickly and avoids the lockout effect common in other front wings.

Medium-High Speed Profile

Our Kite 855 features a medium-high-speed profile that keeps the front wing loose in the water. Whether at high or low speeds, the 855 responds quickly and avoids the lockout effect often seen in other front wings.

SLINGSHOT

STABILIZERS

SKU 1250497180

ONE-LOCK™ TURBO TAIL 180

GLIDE / PUMP / PLAYFUL

THE DESIGN DIFFERENCE

The One-Lock Turbo Tail 180 is our most efficient and reactive low-drag stabilizer in the One-Lock system. This stabilizer is set at a carefully calculated angle of -2.75° to achieve the perfect balance of drag and lift without sacrificing maneuverability. It's incredibly nimble in both yaw and roll, allowing for sharp, precise turns while giving you the confidence to push hard into aggressive maneuvers.

WHO IT'S FOR

The 180 Tail is perfect for riders looking to upgrade from their larger, more locked-in stabilizers. This smaller tail enhances maneuverability, allowing riders to better feel the energy and make quick, precise adjustments on the water. That maneuverability also adds to the efficiency of the pump, meaning the rider can accelerate to a higher speed while pumping from wave to wave or off the dock.

Package Includes


One-Lock Turbo Tail 180, Protective Cover

Surface Area (cm²) 180

Span (mm) 340

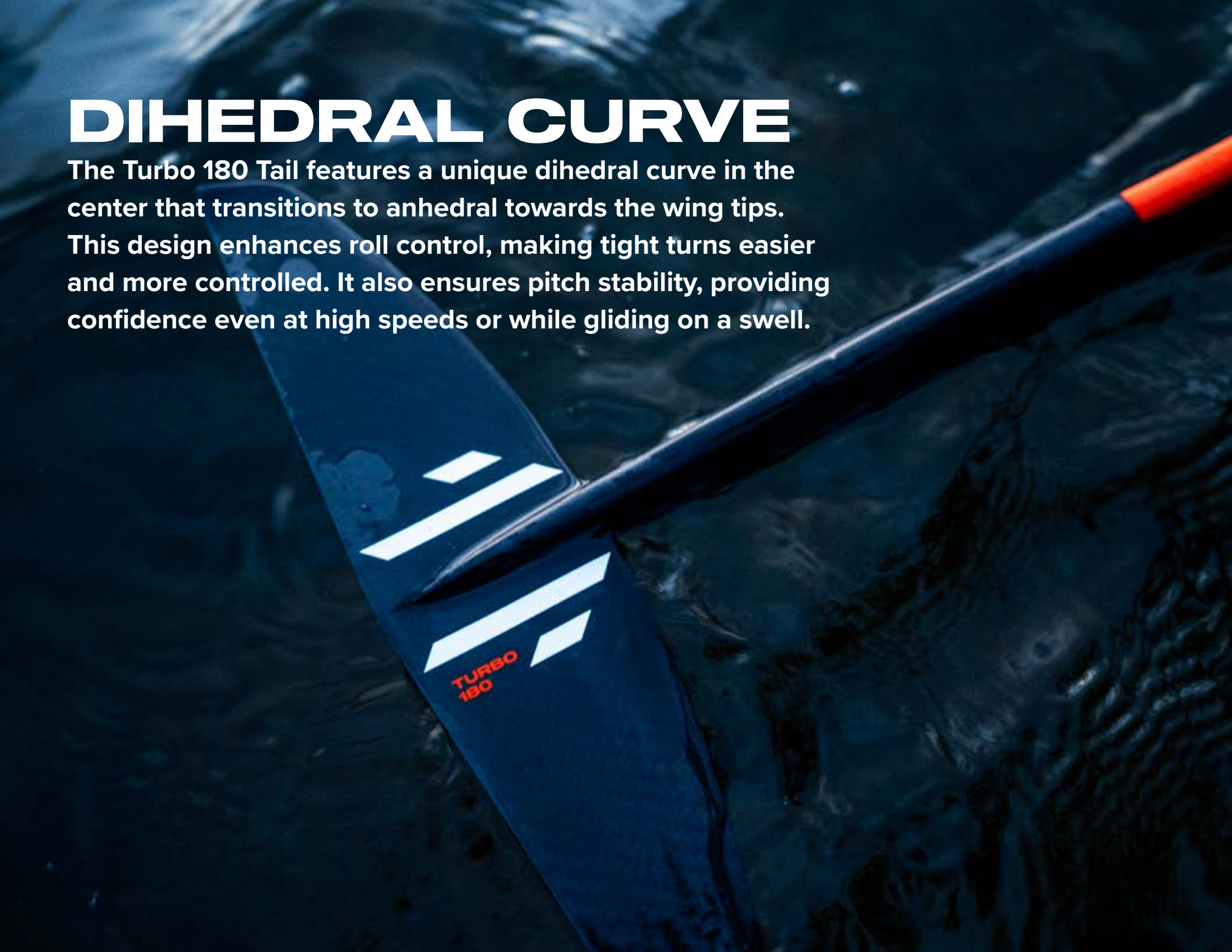
Aspect Ratio 6.4

Weight (kg) 0.36



DIHEDRAL CURVE

The Turbo 180 Tail features a unique dihedral curve in the center that transitions to anhedral towards the wing tips. This design enhances roll control, making tight turns easier and more controlled. It also ensures pitch stability, providing confidence even at high speeds or while gliding on a swell.



SKU 1250497200

ONE-LOCK™ CARVE TAIL 200

SNAP / HOLD / SPEED

THE DESIGN DIFFERENCE

The One-Lock Carve Tail 200 is our fastest stabilizer. With a preset angle of -1.5° , it's perfectly tuned for minimal drag. Combined with its large upturned wingtips, the Carve 200 locks in at high speeds without increasing lift. When carving, this stabilizer is highly responsive in roll and pitch, making high-speed turns its specialty. Much like larger fins on a surfboard, the wingtips of the Carve 200 hold firm when pushed into a turn, ensuring no tail slip.

WHO IT'S FOR

The 200 Tail is designed for riders looking to boost their stabilizer's performance by reducing lift and enhancing tail lock. While it may not suit every rider, this stabilizer improves upwind angle and unlocks pitch in a way that introduces a new level of powered riding.

Package Includes

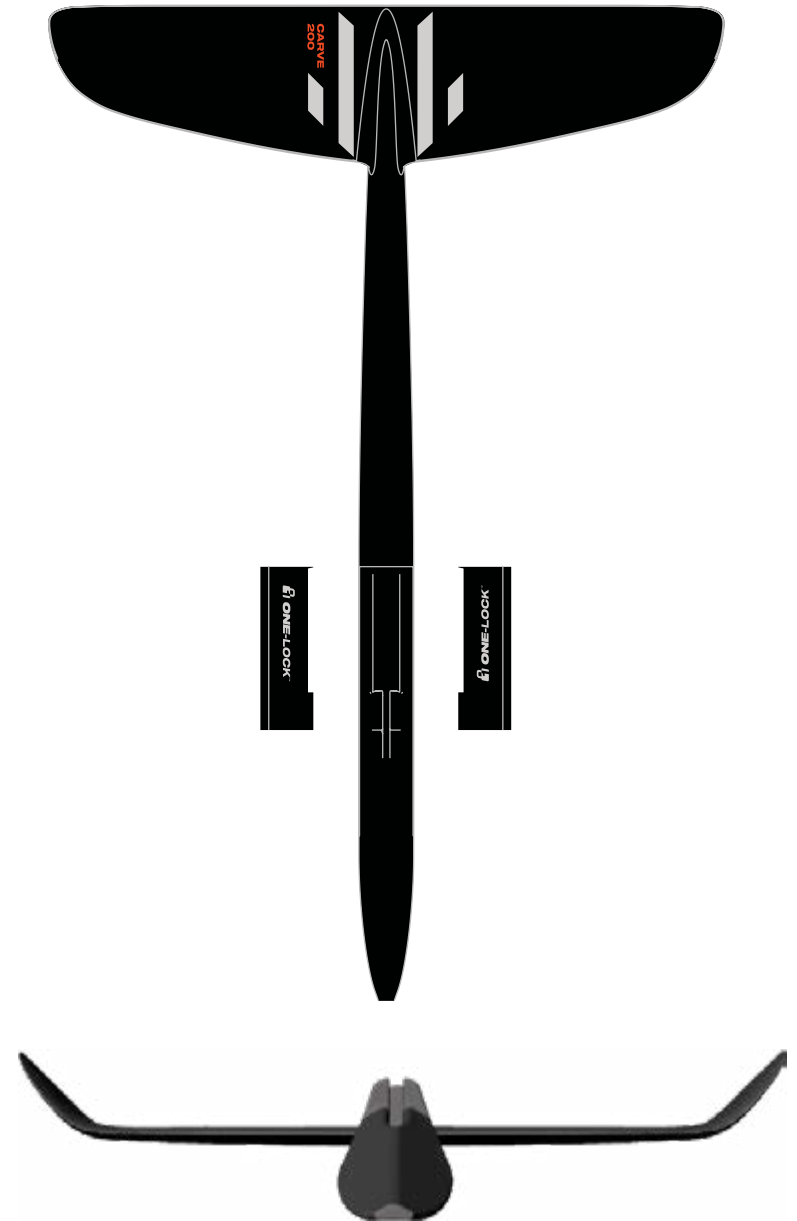
One-Lock Carve Tail 200, Protective Cover

Surface Area (cm²) 200

Span (mm) 325

Aspect Ratio 5.3

Weight (kg) 0.38



SKU 1250497270

ONE-LOCK™ VERSE TAIL 270

STABLE / PREDICATABLE / CONFIDENT

THE DESIGN DIFFERENCE

The One-Lock Verse Tail 270 is our most stable stabilizer. With a preset angle of -2.25° , it ensures consistent lift, even at low speeds. The anhedral design of the tail provides auto-correcting lift; if the foil starts to roll, one side generates more lift than the other, smoothly rotating the foil back to an upright position. This Stabilizer also features our Center Focused Lift concept that keeps lift center underneath the center of the board.

WHO IT'S FOR

The 270 Tail is ideal for riders starting their foil journey or those who want maximum stability. This stabilizer boosts user confidence by auto-stabilizing the board and foil, allowing riders to focus on choosing waves and improving their turning and pumping skills.

Package Includes


One-Lock Verse Tail 270, Protective Cover

Surface Area (cm²) 270

Span (mm) 405

Aspect Ratio 6.1

Weight (kg) 0.42



ONE-LOCK™ STABILIZER FEATURES



One-Lock™ Latch

Our front wings come with a preinstalled One-Lock™ latch to secure the front and rear wings inside the collar on the bottom of the mast. Each wing includes an additional replacement One-Lock™ latch.

Fillets

Our wings incorporate fillets to increase their overall strength. These fillets also help minimize drag, resulting in a more efficient performance.

Turbo 180 Construction

The Turbo 180 Tail is constructed with a blend of high and mid modulus carbon, creating a stiff, high-performance wing. The carbon layers are strategically positioned at 0° along the span to maximize stiffness and at 45° to prevent wing twist.

Carve 200 Construction

The Carve 200 Tail is constructed with a blend of high and mid modulus carbon, creating a stiff, high-performance wing. The carbon layers are strategically positioned at 0° along the span to maximize stiffness and at 45° to prevent wing twist.

Verse 270 Construction

The Verse 270 Tail is constructed with a blend of mid modulus carbon and fiberglass, providing maximum stiffness while keeping the wings affordable. In the fuselage section, the same carbon layup used in the Turbo 180 tail ensures control and performance, enhancing direct feedback from the stabilizer.

Upturned Wingtips

The Carve 200 Tail features a flat center section that transitions to aggressive upturned wing tips. This design enhances yaw lockout, providing more control during upwind powered riding. It also ensures pitch stability, allowing the rider to maintain precise control over their height in the water and making jumps easier.

Dihedral Curve

The Verse 270 Tail features a unique and aggressive dihedral curve in the center that transitions to anhedral at the wing tips. This design minimizes roll, making controlled, upright riding easier.

SLINGSHOT

PACKAGES

SKU 1250461000

ONE-LOCK™ WING QUICKSTART PACKAGE

PROGRESSION / AFFORDABLE / MODULAR

THE DESIGN DIFFERENCE

Sorting through a list of parts to complete a foil setup can be stressful and time-consuming. That's why we created the QuickStart Package. The One-Lock Wing QuickStart Package is the easiest and most affordable way to get into the sport. Featuring the Ease 1850 Front Wing, Verse 270 Tail, and Aluminum 82cm Mast, this package offers a user-friendly and efficient wing foil setup. With its forgiving stall point, Center Focused Lift Concept, and optimized mast length, the QuickStart Wing Package accelerates progression and boosts confidence in your purchase. Our QuickStart packages are also easily upgradeable. To enhance performance, simply add or replace individual components: move to the Glide Series for more efficiency and glide, select the 180 stabilizer for a more nimble ride and better pump, or upgrade to a carbon or longer aluminum mast depending on your needs. The modularity of the One-Lock system is unmatched.

WHO IT'S FOR

The Wing Quickstart Package is designed for riders who want to be set up for success with a foil that can grow with them. Riders looking to get into wingfoiling will find this package to be the best on the market, balancing affordability and performance. The forgiving design and responsive handling make it an ideal choice for mastering the basics while still offering room to advance. As your skills progress, the package's upgradeable components ensure it continues to meet your needs without requiring a complete reinvestment into a new foil platform.

Package Includes

One-Lock Ease Front Wing 1850, One-Lock Verse Tail 270, One-Lock Aluminum mast 82, RTS Kit



SKU 1250463000

ONE-LOCK™ WAKE QUICKSTART PACKAGE

PROGRESSION / AFFORDABLE / MODULAR

THE DESIGN DIFFERENCE

Sorting through a list of parts to complete a foil setup can be stressful and time-consuming. That's why we created the QuickStart Package. The One-Lock Wake QuickStart Package is the easiest and most affordable way to get into the sport. Featuring the Ease 1250 Front Wing, Verse 270 Tail, and Aluminum 72cm Mast, this package offers a user-friendly and efficient wing foil setup. With its forgiving stall point, Center Focused Lift Concept, and optimized mast length, the QuickStart Wake Package accelerates progression and boosts confidence in your purchase. Our QuickStart packages are also easily upgradeable. To enhance performance, simply add or replace individual components: move to the Glide Series for more efficiency and glide, select the 180 stabilizer for a more nimble ride and better pump, or upgrade to a carbon or longer aluminum mast depending on your needs. The modularity of the One-Lock system is unmatched.

WHO IT'S FOR

The Wake Quickstart Package is designed for riders who want to be set up for success with a foil that can grow with them. Riders looking to get into wakefoiling will find this package to be the best on the market, balancing affordability and performance. The forgiving design and responsive handling make it an ideal choice for mastering the basics while still offering room to advance. As your skills progress, the package's upgradeable components ensure it continues to meet your needs without requiring a complete reinvestment into a new foil platform.

Package Includes

One-Lock Ease Front Wing 1250, One-Lock Verse Tail 270, One-Lock Aluminum mast 72, RTS Kit



SKU 1250463500

ONE-LOCK™ WAKE QUICKSTART PACKAGE WITH BOARD

PROGRESSION / AFFORDABLE / MODULAR

THE DESIGN DIFFERENCE

Sorting through a list of parts to complete a foil setup can be stressful and time-consuming. That's why we created the QuickStart Package. The One-Lock Wake QuickStart Package with Board is the easiest and most affordable way to get into the sport. Featuring the Ease 1250 Front Wing, Verse 270 Tail, Aluminum 72cm Mast, and Wakefoil WF-2 V6 board, this package offers a user-friendly and efficient wake foil setup. With its forgiving stall point, Center Focused Lift Concept, and optimized mast length, the QuickStart Wake Package with Board accelerates progression and boosts confidence in your purchase. Our QuickStart packages are also easily upgradeable. To enhance performance, simply add or replace individual components: move to the Glide Series for more efficiency and glide, select the 180 stabilizer for a more nimble ride and better pump, upgrade to a carbon or longer aluminum mast depending on your needs, or downsize to a lighter board for increased maneuverability and to chase that feeling of flight. The modularity of the One-Lock system is unmatched.

WHO IT'S FOR

The Wake Quickstart Package with Board is designed for riders who want to be set up for success with a foil that can grow with them. Riders looking to get into wakefoiling will find this package to be the best on the market, balancing affordability and performance. The forgiving design and responsive handling make it an ideal choice for mastering the basics while still offering room to advance. As your skills progress, the package's upgradeable components ensure it continues to meet your needs without requiring a complete reinvestment into a new foil platform.

Package Includes

One-Lock Ease Front Wing 1250, One-Lock Verse Tail 270, One-Lock Aluminum mast 72, WF-2 V6 Board, RTS Kit



SKU 1250462000

ONE-LOCK™ KITE QUICKSTART PACKAGE

PROGRESSION / AFFORDABLE / MODULAR

THE DESIGN DIFFERENCE

Sorting through a list of parts to complete a foil setup can be stressful and time-consuming. That's why we created the QuickStart Package. The One-Lock Kite QuickStart Package is the easiest and most affordable way to get into the sport. Featuring the Kite 1255 Front Wing, Verse 270 Tail, and Aluminum 82cm Mast, this package offers a user-friendly and efficient kite foil setup. With its forgiving stall point, Center Focused Lift Concept, and optimized mast length, the QuickStart Kite Package accelerates progression and boosts confidence in your purchase. Our QuickStart packages are also easily upgradeable. To enhance performance, simply add or replace individual components: downsize to the Kite 855 for a faster set up, select the 180 or 200 stabilizer for a more nimble ride, or upgrade to a carbon or longer aluminum mast depending on your needs. The modularity of the One-Lock system is unmatched.


WHO IT'S FOR

The Kite Quickstart Package is designed for riders who want to be set up for success with a foil that can grow with them. Experienced kiteboarders looking to transfer their skills into foiling will find this package to be the best on the market, balancing affordability and performance. The forgiving design and responsive handling make it an ideal choice for mastering the basics while still offering room to advance. As your skills progress, the package's upgradeable components ensure it continues to meet your needs without requiring a complete reinvestment into a new foil platform.

Package Includes

One-Lock Kite Front Wing 1255, One-Lock Verse Tail 270, One-Lock Aluminum mast 82, RTS Kit





SLINGSHOT
